



Community Information Summary

Estonia-born

Historical Background

The first known Estonian migrant to Australia was Alfred Julius Sickler who arrived in 1853 and settled in Dubbo. By 1914, the number of Estonia-born had risen to 126.

Small numbers of Estonians began to arrive in Australia during and after World War I marking the first wave of Estonian migration to Australia. The first Estonian community was established south-west of Sydney in 1924. By 1940 this community had grown to 25 families.

In 1947, following World War II, 142 refugees from Estonia migrated from European camps together with refugees from other Baltic states. The inflow of Estonian migration lasted for a further five years, as able-bodied men and women from Displaced Persons camps were sent to Australia to undertake unskilled work.

By 1954, the number of Estonia-born in Australia had grown to 6549. Following the cessation of the work contracts, Estonians began to congregate in major cities and soon formed or joined social and cultural associations to support their community.

Estonian migration to Australia has declined and some Estonia-born returned home to Estonia for retirement, contributing to the fall in numbers.

Today

Geographic Distribution

The latest Census in 2011 recorded 1928 Estonia-born people in Australia, a fall of 0.4 per cent from the 2006 Census. The 2011 distribution by state and territory showed New South Wales had the largest number with 731 followed by Victoria (365) Queensland (290) and Western Australia (240).

Refer to Figure 1.

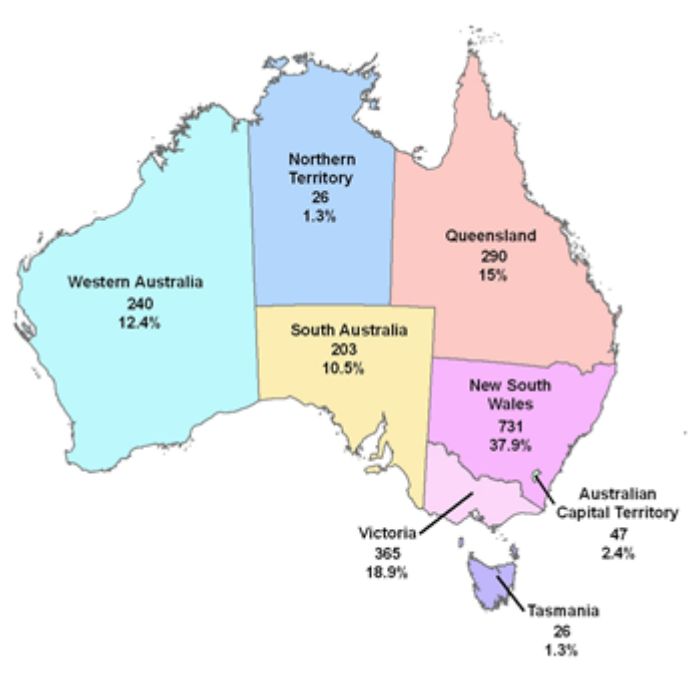


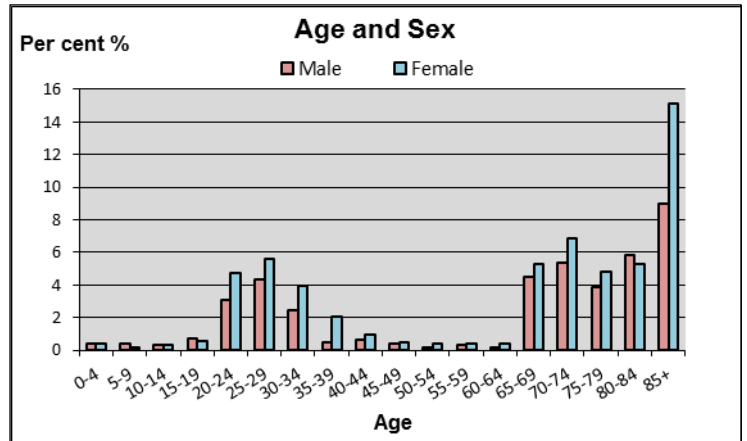
Figure 1

Age and Sex

The median age of the Estonia-born in 2011 was 72 years compared with 45 years for all overseas-born and 37 years for the total Australian population.

The age distribution showed 2 per cent were aged 0-14 years, 9 per cent were 15-24 years, 20.4 per cent were 25-44 years, 2.6 per cent were 45-64 years and 65.9 per cent were 65 years and over.

Of the Estonia-born in Australia, there were 816 males (42.3 per cent) and 1111 females (57.7 per cent). The sex ratio was 73.4 males per 100 females.

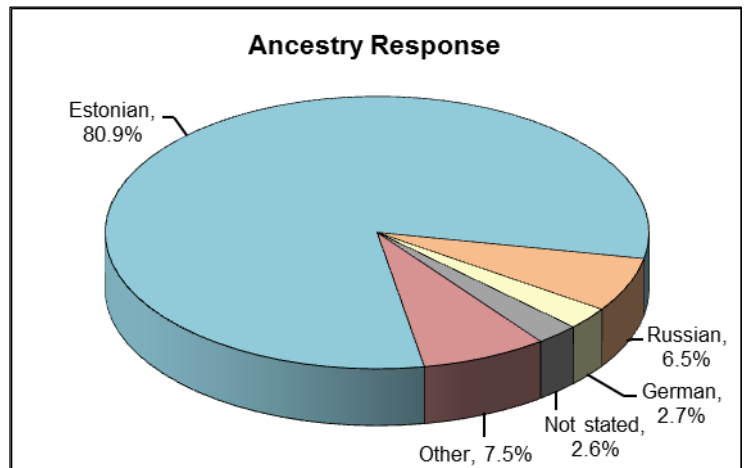


Ancestry

In the 2011 Census, the top ancestry responses* that Estonia-born people reported were Estonian (1677), Russian (134) and German (55).

In the 2011 Census, Australians reported around 300 different ancestries. Of the total ancestry responses*, 8551 responses were towards Estonian ancestry.


*At the 2011 Census up to two responses per person were allowed for the Ancestry question; therefore providing the total responses and not persons count.



Language

The main languages spoken at home by Estonia-born people in Australia were Estonian (958), English (767), and Russian (94).

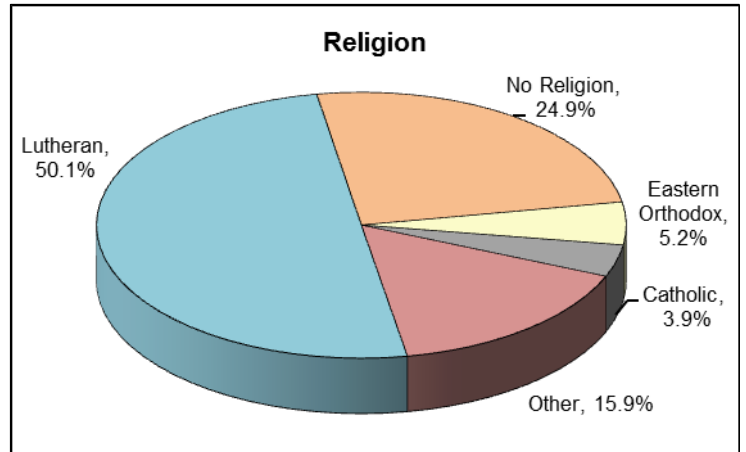
Of the 1159 Estonia-born who spoke a language other than English at home, 93.3 per cent spoke English very well or well, and 4.4 per cent spoke English not well or not at all.



Religion

At the 2011 Census the major religious affiliations amongst Estonia-born were Lutheran (965), Eastern Orthodox (100) and Catholic (75).

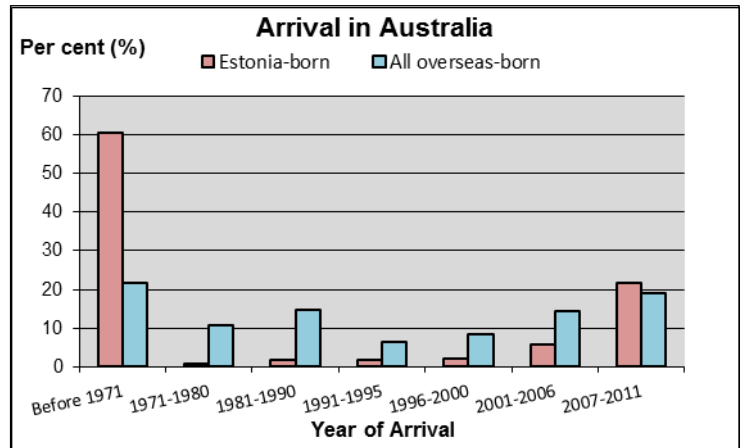
Of the Estonia-born, 24.9 per cent stated 'No Religion' which was higher than that of the total Australian population (22.3 per cent), and 3.9 per cent did not state a religion.



Arrival

Compared to 62 per cent of the total overseas-born population, 67.2 per cent of the Estonia-born people in Australia arrived in Australia prior to 2001.

Among the total Estonia-born in Australia at the 2011 Census, 5.8 per cent arrived between 2001 and 2006 and 21.6 per cent arrived between 2007 and 2011.




Median Income

At the time of the 2011 Census, the median individual weekly income for the Estonia-born in Australia aged 15 years and over was \$398, compared with \$538 for all overseas-born and \$597 for all Australia-born. The total Australian population had a median individual weekly income of \$577.

Qualifications

At the 2011 Census, 59.1 per cent of the Estonia-born aged 15 years and over had some form of higher non-school qualifications compared to 55.9 per cent of the Australian population.

Of the Estonia-born aged 15 years and over, 1.8 per cent were still attending an educational institution. The corresponding rate for the total Australian population was 8.6 per cent.

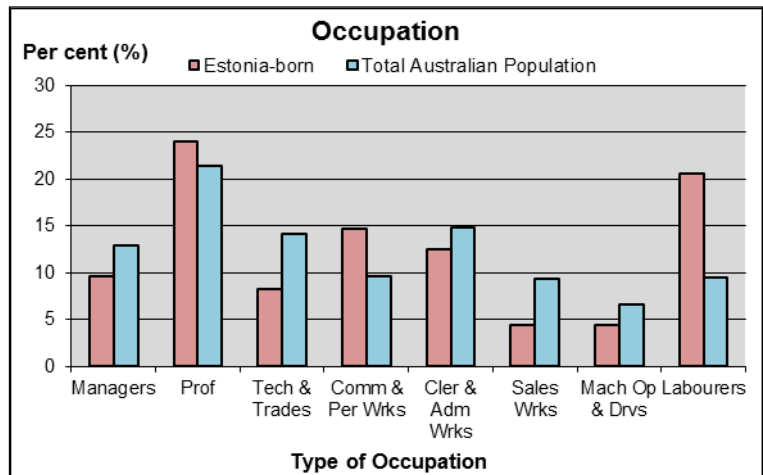


Level Inad Desc/Not Stated = Education level inadequately described or not stated
No Quals - Attending Ed Ins = No qualifications and still attending educational institution

Employment

Among Estonia-born people aged 15 years and over, the participation rate in the labour force was 32.3 per cent and the unemployment rate was 6.2 per cent. The corresponding rates in the total Australian population were 65 per cent and 5.6 per cent respectively.

Of the 547 Estonia-born who were employed, 42 per cent were employed in either a skilled managerial, professional or trade occupation. The corresponding rate in the total Australian population was 48.4 per cent.



Comm & Per Wrks = Community & Personal Service Workers

Produced by Community Relations Section of DIAC

All data used in this summary is sourced from the Australian Bureau of Statistics Census of Population and Housing. Sources for the Historical Background available at <http://www.immi.gov.au/media/publications/statistics/comm-summ/source.htm>